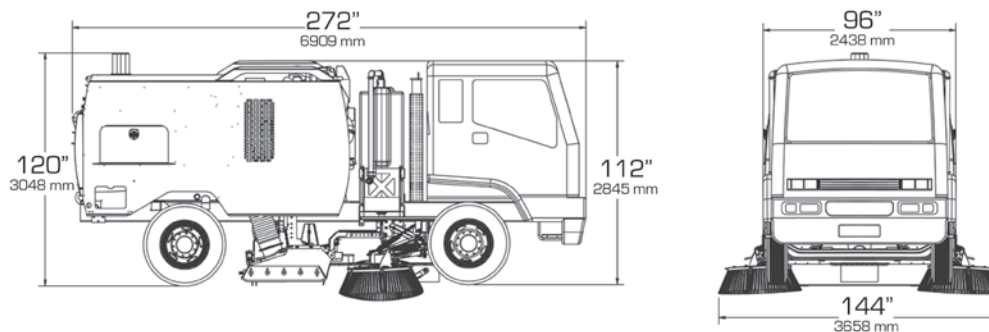


# A7 Tornado



\*TYPICAL MEASUREMENTS SHOWN, EXACT DIMENSIONS DEPENDING ON OPTIONS AND TRUCK MANUFACTURER

## SWEEPING PATH

Pickup head only	90" (2,286mm)
Pickup head and one gutter broom	117" (2,972mm)
Pickup head and two gutter brooms	144" (3,658mm)

## CHASSIS

Mounts on various chassis to meet requirements

## SWEEPER BODY

Construction	Welded 10-gauge steel plate with 3/16 steel hopper floor
Safety props	Dual steel bars located under body

## INSTRUMENTATION

Sweeper engine	Tachometer; hourmeter; voltmeter; temperature gauge; oil pressure gauge
----------------	---

## STANDARD ENGINE

Model/type	4045T in-line 4 cylinder
Aspiration	Turbo-charged diesel
Manufacturer	John Deere
Displacement	275 cu. in. (4.5l)
Brake horsepower	115hp (86kw) @ 2400 rpm (opt. 140hp)
Torque	317ft-lb (430nm) @ 1500rpm
Air cleaner	Pre-cleaner: centrifugal type; air cleaner: dry type with safety element
Oil filter	Full-flow/spin-on
Stroke	5.00" (127mm)
Bore	4.20" (106mm)
Compression ratio	19.0 to 1
Safety shutdown	Three-point automatic
Throttle control	Electronic

## ELECTRICAL SYSTEM

Voltage	12 volt
Sweeper engine alternator	90 amperes

## DUST CONTROL SYSTEM

Pumps	Dual diaphragm
Capacity	250 gallon (946 l)
Tank construction	Polyethylene filter; 50 mesh; cleanable
Fill diameter	2.5" (63.5mm)
Fill hose	25 foot (7620mm)
Controls	Electric; in-cab

## Dust control system cont'd

Nozzles	2 on each broom; 5 around suction head; 2 inside suction nozzle; 2 on front axle; 2 inside hopper
Water level gauge	In-cab

## BLOWER SYSTEM

Type	Closed-face radial
Drive	Direct via 5 groove; banded power belt
Construction	Hardox steel
Balance	1.5 grams on 2 sides
Diameter	32.75" (832mm)
Housing lining	Bolt-in corded rubber
Mounting	2 re-greasable sealed bearings
Vacuum enhancer	For heavy/light material; in-cab indicator

## PICKUP HEAD

Type	Dual chambered full-width blast orifice
Operating direction	Forward and reverse
Suspension	Adjustable spring balanced
Length	90" (2,286mm)
Pressure hose diameter	14" (355.6mm)
Suction hose diameter	14" (355.6mm)
Hose construction	3/8" (9.5) wire-reinforced molded rubber
Head area	3,240sq. in. (20,903cm <sup>2</sup> )
Controls	Hydraulic raise and lower
Skids	Double wide tungsten carbide
Construction	Abrasion-resistant steel inlet and outlet transitions.

## PAINT

One coat of sealer/primer and two coats of Dupont imron elite polyurethane in standard white color

## SIDE BROOMS

Type	Vertical steel digger
Location	Right; left; forward of pickup head
Diameter	44" (1,118mm)
Drive	Hydraulic
Suspension	Torque-sensing spring
Wear adjustment	Automatic

## Side brooms cont'd

Pressure	Manual
Speed	Variable; non-reversing
Segments	5 each side; disposable
Tilt angle adjustment	Manual with optional in-cab controls

## DEBRIS HOPPER

Construction	A36 carbon steel (Stainless steel optional)*
Volumetric capacity	8.4 cubic yards (6.4 cu. meters)
Usable Capacity	7.0 cubic yards (5.4 cu. meters)
Dump angle	53 degrees
Floor angle	3 degrees
Lifting	Twin hydraulic cylinders
Hopper dump door	open/close/lock hydraulically
Inspection doors	1 on left side of hopper
Screens	Sawtooth drop down design

## HYDRAULIC SYSTEM

Type	Dual output 2 section
Pump capacity	6.5 gpm @ 1800rpm (24.6l/min.) per section for 13gpm total
Drive	Direct gear
Maximum pressure	2500psi (173bar)
Reservoir	25 gallons (94 liters)
Filter	10 micron; spin on
Protection	Pressure relief valve
Controls	Electro-hydraulic

## AUXILIARY HYDRAULIC SYSTEM


Type	Gear type; driven by electric motor
Function	Raise/lower hopper; open/close hopper door; raise/lower brooms and pickup head

Note: Design and specifications subject to change without notice.

\*Ask us about our optional:



The People You Know. The Products You Trust.



# A7 Tornado™

8.4 Cubic Yard Regenerative Air Street Sweeper

\*Sweeper shown with optional equipment

- PM 10 Certified
- WhisperWheel Fan Technology
- Schwarze Sweeps-in-Reverse
- DC Auxiliary Hydraulic Pump



Affiliates:



© Schwarze Industries 2016  
1055 Jordan Road  
Huntsville, AL 35811  
800.879.7933  
An Alamo-Group Company



800.879.7933

www.schwarze.com

# A7 Tornado™

## 8.4 Cubic Yard Regenerative Air Street Sweeper

 **AMERICAN BUILT-AMERICAN MADE**



**Abrasion Resistant Steel in Critical Wear Areas:**  
For longer life expectancy

**8.4 Cubic Yard Hopper Capacity:**  
Increased hopper capacity for increased production and less dumps

**Sweeps-in-Reverse™:**  
Eliminates the need for the operator to raise the sweeping head to reverse

**Liquid Tight Inspection Door:**  
Always a perfect seal.

**Optional Equipment:**

- 8" auxiliary hand hose
- Extra 350 gallon polyethylene water tank
- Mechani-Pneumatic Powerhood (broom assisted head)
- Stainless steel hopper

**Optional Equipment: Gutter Broom Extension Override™:** Increased usability of side brooms and expands the versatility in various applications, while eliminating the need for a center broom

**Camera System:** Remote cameras with in-cab video monitor and sound suppression system

**Optional:** Up to 3 cameras

**90"x36" Pickup Head:** Increased productivity with a larger area of influence (quicker transfer and no bulldozing)

**Saw Tooth Screens:** Increased screen surface area eliminates the need for a screen vibrator and lowers cost of operation

**Whisper Wheel™ Fan System:** 70% quieter, uses 20% less fuel and 7% more powerful than an open face fan design



**PM 10 Certified:** Meets AQMD 1186 requirements to pick up and contain harmful particulates

**Reduced Noise Levels:** Reduces operator stress & increases ability to operate in noise sensitive areas

**Bolt in Pressure & Transition Tube:** Ease of maintenance


**Custom Made-to-order Hydraulic Hoses:** Reduces contamination in hydraulic system & reduces downtime

**Advanced Color Display with Diagnostics:** Ease of use and maintenance.



**Standard 12V DC Hydraulic Pump:** Able to raise and lower the sweeping head, brooms & hopper without the use of the auxiliary engine

**Recessed Gutter Broom Discs with Shielded Broom Motor:** Reducing the chance of string and twine wrapping around gutter broom motor shaft



**In-cab Tilt Control for Side Brooms:** Increased usability of side brooms without the need for manual adjustment.




**Optional:** In-cab down pressure control




Also Available from Schwarze Industries, Inc:



\*Optional Equipment Shown

-  **SCHWARZE Parts** Parts Availability: Schwarze original equipment parts are available when you need them.
-  **SCHWARZE People** Empowered and Responsive: Schwarze People are valued for their commitment to our future.
-  **SCHWARZE Products** Schwarze Products: Engineered for enhanced performance and low ownership cost.

 **SCHWARZE Warranty** Warranty Support: Schwarze people are on duty to support you and your equipment.

Schwarze equipment is guaranteed to be free from defects due to faulty materials and/or workmanship for a period of 12 months, or 1200 hours. Liability is limited to replacement of defective parts at factory or authorized dealer. The standard warranties of the chassis and auxiliary engine manufacturer shall apply.